



Respect, Belonging, Fun - Engagement in Learning

Leadership News

It's been a very busy term with lots of things happening at The Pines School. Next week is the last week of the term and as a further reminder, school will finish on **Friday 9th April at 2.00pm**.

Teachers are currently meeting with parents/caregivers to discuss children's progress so far this year. The feedback from teachers has been very positive. If you have not made an appointment to talk to your child's classroom teacher(s) please do, as these meetings are very important and are a great opportunity to share information.

The weather for swimming lessons has been close to perfect during the last two weeks. It has been disappointing that many of our older children in the primary years chose not to go and miss out on an opportunity to further develop their swimming skills and learn about water safety.

Some of our children this term have been fortunate enough to learn musical instruments thanks to the instrumental music teachers who come to our school on Fridays to teach many different instruments. Some of our very own Pines teachers including Sonia Magon (strings), James Thornton (drums) and Rae Norley (brass) also teach some of our instrumental music students. They give up their time to support our enthusiastic instrumentalists. The performance from our budding cellists, violinists and solo drummer (Bradley from Room 30) during the last school assembly was enjoyed by all and we can't wait for their next performance.

The much awaited oval fence has finally been erected after many years of negotiating with the Department for Education and the Salisbury Council. A very good outcome for our school.

Children in Years 3,5,7 will be doing NAPLAN testing in numeracy and literacy between Tuesday 11th May and Thursday the 20th May early next term. Parents/caregivers can **withdraw** their children from some or all of the testing for philosophical or religious reasons.

Children can also be **exempt** from NAPLAN testing if they have a disability or are in the IELP. Please speak to your child's classroom teacher or leadership for further clarification. Exemption and withdrawal forms were sent out a few weeks ago, but if they have been misplaced, we have more available in the front office.

Wishing all our students an enjoyable and safe holiday and we will be back at school on **Wednesday the 28th April** after the pupil free day on Tuesday the 27th April.

Safe holidays.



Dates to Remember

Term 1

Week 10

2nd April
Good Friday

Week 11

5th April
Easter Monday

Term 2

Week 1

26th April
ANZAC Day Holiday

27th April
Pupil Free Day

Students Return
Wednesday,
28th April

Principal
Mrs Cherie Collings

Deputy Principal
Mr Sam Konnis

The Pines School
P.O. Box 576
Salisbury South SA 5106

Phone: 8281 2199
Fax: 8281 5858

E-mail:
dl.1777.info@schools.sa.edu.au
Web: www.thepines.sa.edu.au



WELLBEING CORNER



Managing Conflict in Relationships

Conflict in human relationships is a normal part of life, occurring from time to time, however, the skills needed for children to resolve problems do not come naturally. At The Pines School, through our social and emotional learning programs, students are taught the skills needed to deal with conflict in a positive way.

It is important to acknowledge the effect that an argument or fight can have on our emotions, that is, a child may feel angry, frustrated or sad and may want to react in a negative way. To use a Kimochi saying: “it is okay to be angry, but it is not okay to be mean”.

To reinforce this idea, the following strategies may be useful:

- Identify how you are feeling
- Take some deep breaths and step away from the situation to cool off (it is not a good idea to continue an argument when you are feeling angry and overwhelmed)
- When you are feeling calmer, reflect on your part in the conflict
- Try to understand how the other person may be feeling
- When you return to have a conversation, listen to the other person without interrupting
- When it is your turn to talk, use a calm voice and good body language (e.g. don't cross arms or stand over a person)
- Recognise that it is okay to have different points of view – we may have to agree to disagree
- Sometimes compromising can help to meet the other person half way
- Make an effort to repair the relationship, by admitting to your part in the problem, perhaps by apologising and also be open to forgive the other person, should they apologise to you
- Saying sorry can be tricky, so sometimes a smile, a gesture or a hug could be other ways to help heal a relationship
- Make a plan together about how you can solve your problems next time, if the same issue seems to come up repeatedly

As mentioned earlier, human conflict will happen from time to time, but it can be a good learning opportunity for children to see how adults resolve conflict in a positive manner. Students at school will often be involved in role plays about conflict so they can learn useful strategies while they are calm. This can also be done at home to reinforce this learning.

Human beings are unique communicators and this is what distinguishes us from other animals, therefore, using our voices to resolve conflict should be the goal, rather than resorting to physical violence. Through managing conflict in a positive way, we are teaching children to develop respectful attitudes towards other people's points of view and feelings.

“Peace is not absence of conflict, it is the ability to handle conflict by peaceful means.” —Ronald Reagan

Christin Valley and Sonia Kilmister

Wellbeing Leaders

KIMOCHIS coming to ROOM 22

Students in Room 22 got acquainted with KIMOCHIS this term. Every week they were introduced to one Kimochis character and special feelings and character traits it has. Following this introduction, students made Kimochis puppets, using various materials and tools, and wrote procedures based on their crafts.



“Bug is very shy and we need to be nice and kind to him, then he will show his wings and fly”

Mansour



“Octopus is silly sometimes and it’s not fun for all his friends. When we see someone being too silly we need to say ‘stop!’”

Irena



“Cat is bossy and can hurt others. That’s why she has bandages, so she needs to go and say ‘Sorry’ and put a bandage on.” Hamza



Minibeasts

Living

tree



Snake

Non living

Chair



boomerang
by Bronx Rm 47

Minibeasts

Minibeasts are small animals without back bones.

Insects, spiders and worms are types of Minibeasts.

by Bella Rm 15



Beetle
By Veer Rm 14

Spiders

Spiders have 8 legs


They like to eat flies. Some make webs.

Wolf spiders live under logs. they have 6-8 eyes.

Red back spiders are dangerous.

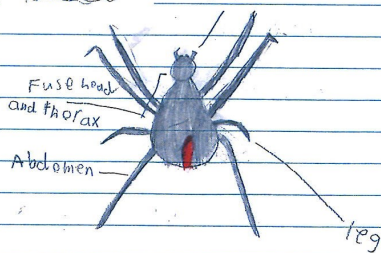
by Leo Rm 44

Insects body parts

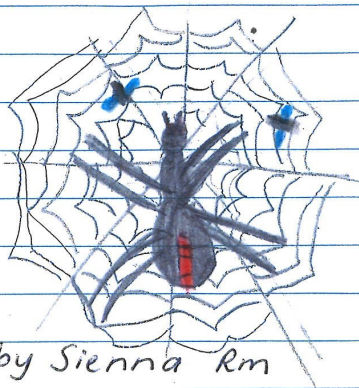


by Maya Rm 46

Arachnids Pair



spider web.



by Sienna Rm

SCIENCE FOR EARLY YEARS Ms Alex

I am delighted to be teaching Science for the Early Years this year on Tuesday and Wednesday.

This term we are exploring the topic of Living Things with a focus on Minibeasts such as insects and arachnids.

Students' learning will include :

- Identifying external parts of small animals
- Describing how living things change
- Observing the patterns of growth and change in living things and making predictions

ANTS

ANTS do not have

ears

six



By makayla ROOM 12

Student Leaders

HARMONY DAY POSTERS FROM ROOM 34

On Friday in Week 8, our school celebrated Harmony Day. Students were invited to wear something orange or dress in clothes from the culture they identify with. Classes learned that Harmony Day helps us recognise, celebrate and respect the many cultures that are part of our community in Australia.

Annabel from Room 33 reports on some of the Harmony Day posters that students in Room 34 created:



Ella, Dakota and Jacob talked about how they made their Harmony Day Posters:

Ella: First I started off writing Harmony Day and did the circle for the Earth. Then I did the face on the Earth. I drew clouds around the Earth and added colour. Then I started to draw the people and wrote that 'Everyone Belongs'. I drew the people and coloured in their shirts orange. I wrote 'kindness' and 'harmony'.

Dakota: I did the Earth first and then the people. The people took a long time to do and they are wearing orange shirts. I made all the people look different and drew orange love hearts.

Jacob: The first thing I did was the Earth. I was going to do stars, but I chose to do a ladder instead. I wrote Harmony Day at the top. Then I did lots of clouds and a sun with a face. I put rainbows on all the clouds and then I wrote 'Everyone Belongs' with two smiley faces on each side.

Student Leaders

SPOTLIGHT ON LEARNING – ROOM 3

Amelia and Jaxon reporting on learning in one of our Reception classes

This week we have done a spotlight on Reception learning in Room 3. We noticed that it was very colorful in the classroom and the students were cheerful. The reason the classroom was so colorful is because Reception children need lots of visuals to help them with their learning. The reason I know that this helps is because when I was in reception in Room 3 it was fun and the visuals helped me to learn. It was very interesting to see how the students behaved and learned compared to how I learn and behave now that I am in year 6.

Here are photos showing some of the learning that happened when the reporters were visiting. Our reporters also interviewed some of the reception children and their Teacher Miss Keryl:

Our reporters asked Miss Keryl what she liked about teaching Reception children:

I enjoy developing positive relationships with my students and watching them develop confidence in themselves and their skills. I like that there is a lot of variety in the day and seeing children show care for others.

Maths Lesson

Students are sorting shapes, bugs, counters and shells. They're sorting them by their size shape and colour. Students also did monster sorting. They got to choose what to sort by e.g. Colour, number of eyes and legs.

Carter: We are doing patterns. I like patterns they make me feel happy.

Jorden: I'm drawing patterns. It makes me feel everything.



Student Leaders

Kimochi Lesson – Social Skills

Students put their hands up and used a cat voice like the Kimochi Cat to communicate kindly to others.

Harris: We are saying 'cat' if they are talking meanly.

Riya: We are learning 'cats' voice. It makes me feel happy when I do things.




Health Lesson

In Health, students sorted pictures of junk food and health food. They cut out the pictures and stuck them in their books.


Jake: I like the teacher because she helps me. I'm cutting foods and putting them in healthy and unhealthy foods.

Samaria: I like work because we get smart. I'm cutting and sticking foods that are healthy and unhealthy.



Music Lesson

Students listened to a song called Carmen and drew what it made them think of. Here is Sanav, Mackenzie, Krisha, Austen and Ryder with their drawings of what they thought of when the music was playing.



Student Leaders

New Oval Fence

Our school reporters Jamie from Room 37 and Annabel from Room 33 report on the new fence that has been installed around our school oval.

Did you notice something big and new on our oval? It's our new fence.


The Department for Education has spent a lot of money for this brand new fence. This fence has taken the whole week to build. The gates will be open on weekends and before and after school for the community to use. The oval is available for sports of all types before and after school. We would appreciate it if the community uses the oval appropriately and looks after our fabulous oval.

Students are starting to enjoy and use the new nature play space next to the sandpit at the back corner of the oval. This area used to be out of bounds but now the fence has allowed students to be more safe and able to play in the trees and use the nature play space.

I think the new fence is fabulous. I especially like it that there is now a new nature space to play in. The whole oval is now safer as people and pets cannot enter the school oval for use during school hours.

Jamie from Room 37

Annabel and Jamie also took photos of the fence being installed and the new nature play area:



Our new fence being built.



Our new fence and the new nature play area. The sandpit is bigger now too!



The Pines Preschool

2022 Preschool enrolments

If your child turns 4 before 1st May 2022, they are eligible for Preschool next year! Come to The Preschool to fill out a Registration of Interest form or email The Preschool at cpc.info87@schools.sa.edu.au for one to be emailed to you.

ثبت نام پیش دبستانی ۲۰۲۲
اگر کودک شما قبل از ماه ۱ مه ۲۰۲۲ چهار ساله را تمام کرده واجد شرایط پیش دبستانی هستند. میتوانید بروید دبستان برای پر کردن فورم ثبت نام ، و یا ارسال ایمیل به پیش دبستانی به و از طریق یکی از آنها برای شما ایمیل شود cpc.info87@schools.sa.edu.au ادرس

2022 Đăng ký vào Trường Mẫu giáo

Nếu con của quý vị lên 4 tuổi trước ngày 1 tháng Năm năm 2022, các em sẽ được nhận vào học ở trường Mẫu giáo năm tới.

Xin đến trường để lấy form (mẫu đăng ký), hoặc có thể gửi email qua địa chỉ này cpc.info87@schools.sa.edu.au để trường sẽ gửi form qua email cho quý vị

Canteen News

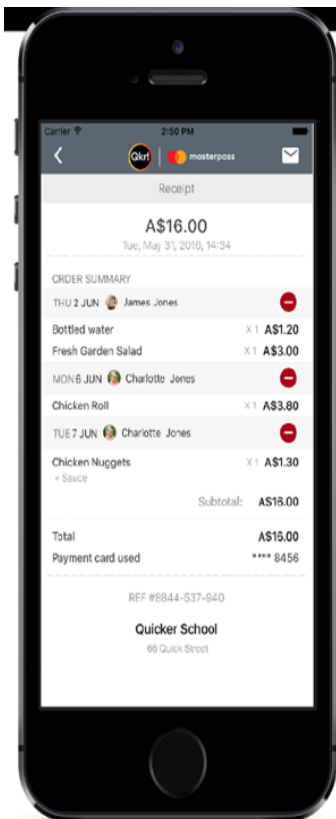
Qkr Ordering Update

To cancel lunch orders that have already been ordered and paid for:

1. Open Qkr App and tap activity.
2. Scroll down to order history and sign in with your password.
3. Tap the red circle on the right side of the order to be cancelled. You can select the entire order or individual items and then press OK.
4. You can cancel any order made by 9am.


If you need to cancel after this time please contact the canteen.

If you take your child home early the lunch order can be collected from the canteen.



YEAR 7 TO HIGH SCHOOL

IN 2022



Parent Update

Week 10, Term 1 – 2021

Preparing for year 7 in high school in 2022

We know many families of our year 6 and 7 students are busy exploring their local high school options for 2022. Next year will be unique, with a double cohort of students starting high school together as they enter years 7 and 8. The once-only move is necessary as we move year 7 to high school in public schools across the state.

Our primary and high schools are working together at every level to ensure the move is successful for families. Here are some of the key benefits to your child beginning high school in Year 7.

Learning opportunities

All South Australian students learn the Australian Curriculum, which was designed for year 7s to be taught in high school, as it is interstate. High school settings provide more specialist facilities to enhance learning, such as science laboratories, performing arts spaces and kitchens. They also offer teachers who are subject-specific experts, and a wide variety of extra-curricular activities.

A nation-wide move

Moving our year 7 students into high school brings South Australia in line with other states. Queensland and Western Australia most recently made the move in 2015. It also aligns our public school system with the Catholic and independent school sectors, which also teach year 7 in high school. Taking a cohesive approach to the start of high school promotes equity and makes it easier to move between states and school sectors, should you need to do so.

Year 7s are ready for high school

We know from the experiences of schools interstate and from our own pilot schools that year 7s are well and truly ready for high school.

This finding has been reinforced by the pilot program run through the Department for Education, involving three high schools, which welcomed their first cohort of year 7 students last year. We have been tracking the students' progress through interviews and surveys. The vast majority have enjoyed making new friends, trying new sports and activities and learning in a more mature environment.

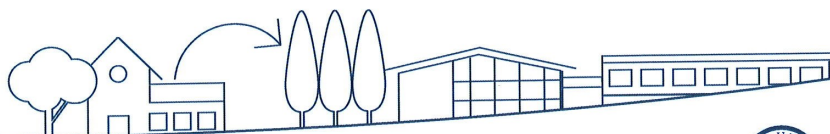
We are ready for the move

Planning is well underway to ensure the move of year 7 to high school is well-managed and considered. We are drawing on our pilot program insights and what we have learnt from Queensland and Western Australia to ensure the move is as smooth as possible.

Where to find out more

Stay informed through your school and the Department for Education's website: www.education.sa.gov.au/7toHS.

Or share your feedback with the project team by emailing: Year7toHS@sa.gov.au.



Government of South Australia
Department for Education

COMMUNITY NEWS

NETSETGO

MONDAY NIGHTS

5:15-6:15

\$90

for a 9 week course running from
May 3rd - June 28th.

Net - Activity/Skills

Our NetSetGo program offers skill development in a fun format. Run by current Tango players and coaches. Available to all children aged 5-7 years of age.

Held at Kings Baptist Grammar School, Friendship Court, Wynn Vale (indoor gym)

SPORTS VOUCHER ELIGIBLE



**Are your kids aspiring master builders?
Is your home full of their LEGO® creations?**

BRIXPO Junior Builders Competition

They can enter the BRIXPO Junior Builders Competition to win great prizes and have their build displayed at BRIXPO!

Full details at brixpo.com.au/build

Competition is open to kids 14 and under
Builds must be original (no sets) and no bigger than a 32 x 32 stud baseplate
Entries close 26 April 2021



NORTH EAST HOCKEY CLUB

PLAYERS NEEDED

WE ARE LOOKING FOR MORE
PLAYERS ESPECIALLY GIRLS FOR
THE FOLLOWING TEAMS
UNDER 13 GIRLS, UNDER 11 MIXED
& UNDER 9 MIXED

WWW.NEHC.ASN.AU

FOR MORE INFORMATION
PLEASE CONTACT
SONDRA 0419 801 338 OR
BELINDA 0407 795 535
JUNIORS@NEHC.ASN.AU

